

AL SERIES

Spark resistant, lubrication free operation.

The Harrington AL Series Air Hoist comes with built in safety and maintenance features. Work in confidence knowing the AL is ATEX certified to be spark resistant in explosive atmospheres. Engineered to operate completely lubrication free, the AL is a suitable choice for applications in the food, chemical, and pharmaceutical industries that require completely dry exhaust.

ATEX Certified Spark Resistant

The AL Air Hoist is certified to be spark resistant in explosive atmospheres adhering to level II 2GD c T5 IIB T100°C, in compliance with the EU ATEX Directive.

Lubrication Free Operation

For applications where a clean environment is a necessity, the AL air Hoist can operate completely dry, leaving no lubrication in the exhaust air. Ideal applications could include the food, chemical and pharmaceutical industries. (Note: Hoists can also operate with oil for longer vane life.)

Patented Heavy-Duty Disk Brake

Harrington's patented self-adjusting disk brake mechanism eliminates load drift and ensures fine feathering control.

Precise Placement and Positioning

The AL Air Hoist's multi-vane motor design lets you precisely place and position a load exactly where you need it. Gradually control the lift with very fine feathering movements both up or down using a pendant, cord, or twist rod control.

Zinc-Plated, Blue-Chromated Load Chain

Zinc-plated and blue-chromated chain on the AL air hoist is reengineered to be corrosion resistant and provide extended wear for a long service life.



AL SERIES

CAPACITY

- ¼ to 5 metric tonnes

STANDARDS

- Spark Resistance: Certified spark resistant (Explosive atmospheres that require features that reduce the risk of spark) to level II 2GD c T5 IIB T100°C and are in compliance with the EU ATEX Directive.
- Operating Conditions: Temperature Range +14° to 104° F Humidity 85% or less

OPTIONS

- Canvas Chain Container
- Steel Chain Container
- Twist Rod
- Self-locking Hooks
- Filter, Lubricator, Regulator
- Load Limiter
- Additional spark resistant components—consult Customer Service

BODY

- High-strength cast iron housing for proven weather resistance and durability in harsh environments
- Stainless Steel and electroplated external components
- Compact and low profile headroom

GEARS

- Bearing Supported Planetary Gearing System for continuous operation at full load.

LOAD CHAIN

- Surface Hardened Steel Load Chain
- Zinc-plated and blue-chromated for corrosion resistance and extended wear.

HOOKS

- Forged carbon steel opens gradually without fracturing under excessive loads. Bottom and top hooks swivel 360 degrees
- Self-closing top and bottom hooks with heavy-duty hook latch

OPERATION

- Pendant cord or manipulator control
- Twist rod control for precise load positioning and ergonomic handling
- Provides outstanding control for fine feathering movements using a spring-loaded multi-vane motor design

BRAKE

- Harrington's patented, heavy-duty self adjusting disk brake eliminates load drift and ensures fine feathering control.

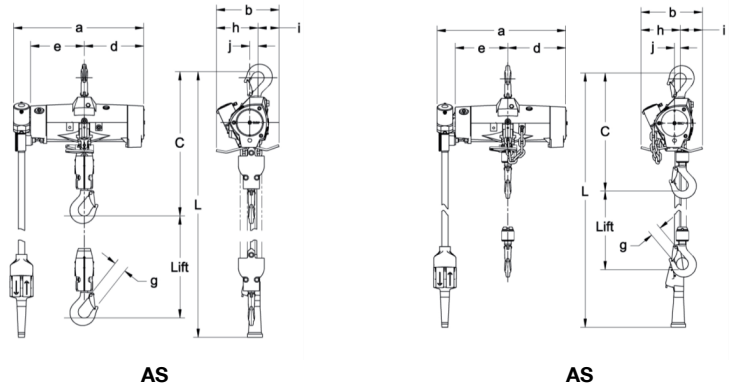
MOTOR

- Air Supply: 90 psi
- Air-powered, spring-loaded multi-vane
- Speed Control: Full range variable speed control
- Lubrication not required. Longer service life when lubrication used.
- Maximum 30-micron air filter or finer required
- Unlimited duty cycle

OVERLOAD PROTECTION

- Standard upper and lower limit switches prevent overtravel in up or down direction

AL | PENDANT CONTROL HOOK MOUNT



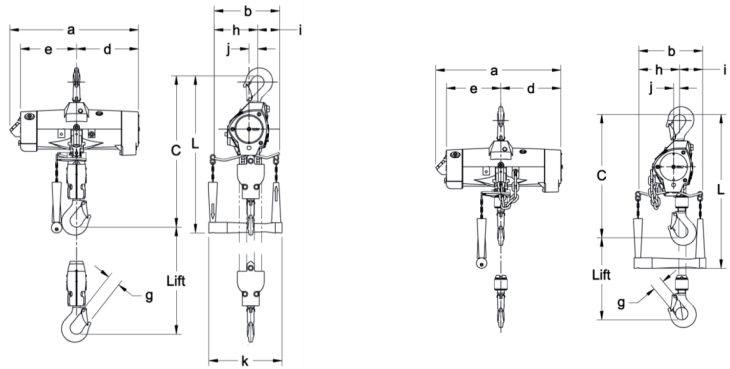
DIMENSIONS

Capacity (tonne)	Model	C (mm)	a (mm)	b (mm)	d (mm)	e (mm)	g (mm)	h (mm)	i (mm)	j (mm)
¼	AL003P	376	404	196	183	168	28	122	74	18
½	AL005P	376	404	196	183	168	28	130	67	26

SPECIFICATIONS

Capacity (tonne)	Model	Standard Lift (ft)	Chain Max Lift (ft)	Pendant Max Lift (ft)	Speeds (90 PSI - ft/min)				Headroom (in)	Load Chain Code	Load Chain Falls	Ship Weight (lbs)	Weight per Additional 5ft of Lift (lbs)
					Up		Down						
					with Load	w/o Load	with Load	w/o Load	Hook Mount Only				
¼	AL003P	10	492	30	61	85	105	66	14.8	LCAL003	1	37.5	3
½	AL005P	10	492	30	41	78	72	49	14.8	LCAL005	1	37.5	3

AL | CORD CONTROL HOOK MOUNT



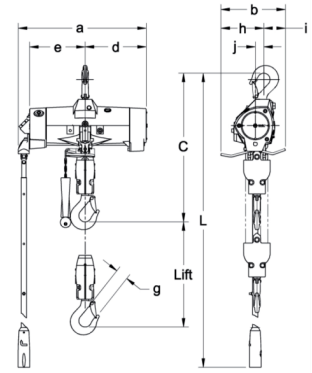
DIMENSIONS

Capacity (tonne)	Model	C (mm)	a (mm)	b (mm)	d (mm)	e (mm)	g (mm)	h (mm)	i (mm)	j (mm)	K (mm)
¼	AL003C	376	392	196	183	171	28	122	74	18	18
½	AL005C	376	392	196	183	171	28	130	67	26	26
1	AL010C2	445	392	196	183	171	28	130	67	26	26
3	AL030C	575	547	348	265	244	51	199	150	39	39
5	AL050C2	785	547	348	265	244	61	227	120	69	69

SPECIFICATIONS

Capacity (tonne)	Model	Standard Lift (ft)	Chain Max Lift (ft)	Pendant Max Lift (ft)	Speeds (90 PSI - ft/min)				Headroom (in)	Load Chain Code	Load Chain Falls	Ship Weight (lbs)	Weight per Additional 5ft of Lift (lbs)
					Up		Down						
					with Load	w/o Load	with Load	w/o Load	Hook Mount Only				
¼	AL003C	10	492	30	61	85	105	66	14.8	LCAL003	1	37.5	3
½	AL005C	10	492	30	41	78	72	49	14.8	LCAL005	1	37.5	3
1	AL010C2	10	246	30	21	39	36	25	17.5	LCAL005	2	53	3
3	AL030C	10	295	30	10	20	20	18	22.6	AL4310075200	1	121	9.5
5	AL050C2	10	147	30	5.2	9.8	9.8	8.9	30.9	AL4310075200	2	232	9.5

AL | TWIST ROD CONTROL HOOK MOUNT



AS

DIMENSIONS

Capacity (tonne)	Model	C (mm)	a (mm)	b (mm)	d (mm)	e (mm)	g (mm)	h (mm)	i (mm)	j (mm)
¼	AL003R	376	392	196	183	171	28	122	74	18
½	AL005R	376	392	196	183	171	28	130	67	26
1	AL010R2	445	392	196	183	171	28	130	67	26
3	AL030R	575	547	348	265	244	51	199	150	39
5	AL050R2	785	547	348	265	244	61	227	120	69

SPECIFICATIONS

Capacity (tonne)	Model	Standard Lift (ft)	Chain Max Lift (ft)	Pendant Max Lift (ft)	Speeds (90 PSI - ft/min)				Headroom (in)	Load Chain Code	Load Chain Falls	Ship Weight (lbs)	Weight per Additional 5ft of Lift (lbs)
					Up		Down						
					with Load	w/o Load	with Load	w/o Load	Hook Mount Only				
¼	AL003R	10	492	30	61	85	105	66	14.8	LCAL003	1	37.5	3
½	AL005R	10	492	30	41	78	72	49	14.8	LCAL005	1	37.5	3
1	AL010R2	10	246	30	21	39	36	25	17.5	LCAL005	2	53	3
3	AL030R	10	295	30	10	20	20	18	22.6	AL4310075200	1	121	9.5
5	AL050R2	10	147	30	5.2	9.8	9.8	8.9	30.9	AL4310075200	2	232	9.5