

FER SERIES

Work clean with confidence.

For lifting applications in food, beverage and pharmaceutical industries—where maintaining a pristine environment is critical—the FER food-grade electric chain hoist is the one to choose. Food-grade lubricants used on the load chain and in the gearbox are NSF H1 compliant for safe use in any facility where incidental contact with product is a concern. The standard model also features white epoxy paint, stainless steel /nickel-plated hardware and a nickel-plated load chain, making the FER the perfect choice for contaminant-controlled or corrosive processing environments.

Corrosion-Resistant Nickel-Plated Load Chain

The standard, grade 80 nickel-plated load chain on Kito's electric food-grade hoist is engineered to stand up to corrosion in environments where damp air or steam are prevalent.

Chip-Resistant Epoxy Paint

Avoid contaminants from your lifting equipment. The white, chip-resistant epoxy paint on the FER hoist body protects you from debris that could contaminate your processing facility.

Chip-Resistant Bottom Hook

Since the bottom hook can come into direct contact with products, food-grade features like the chip-resistant paint on the bottom hook of the FER are designed to resist potential contamination from flaking and chipping.

FDA Approved Food-Safe Oil, Grease and Lubricants

Pharmaceutical, beverage and food-associated processing plants require equipment that uses non-toxic lubrication. That's why the FER hoist gives you FDA approved, and NSF H1 compliant grease and oil on the load chain and in the gearbox.

Stainless Steel and Nickel-Plated Components

The standard food-grade features on the FER include stainless steel and nickel-plated hardware that won't rust or corrode.



FER SERIES

CAPACITY

- 1/2 to 2 metric tonnes
- Single Speed, Adjustable 2-speed (220/440 volt), or Dual Speed (575 volt)

STANDARDS

- FDA approved
- CSA approved
- ASME B30.16
- ASME H4
- IP55 dust-tight and watertight
- Lubricants comply with FDA standards
- Slip clutch to protect the hoist against over travel and overload damage

STANDARD FOOD GRADE FEATURES

- Food grade oil in gear box
- Food grade grease on load chain
- White epoxy paint for hoists, trolleys, hooks and suspenders
- Nickel-plated load chain
- Stainless steel and nickel-plated hardware
- White Epoxy Bottom Hook
- Stainless Steel Hook Latch

FOOD GRADE OPTIONS

- Corrosion Resistant Hook Kit
- Corrosion Resistant Trolley Kit
- Nickel-plated suspension shaft and suspender
- Stainless steel bottom hook, trolley wheels, side guide rollers, chain container, chain spring, limiting plate and cushion rubber
- Stainless Steel Chain Container
- Protective silicone pendant cover

BODY

- Die cast aluminum frame
- Completely sealed body for protection from the environment
- Low headroom profile

LOAD CHAIN

- Grade 80
- High-performance nickel-plated load chain, with unique short link pitch for greater resistance to fatigue and wear

HOOKS

- Forged carbon steel opens gradually without fracturing under excessive loads.
- Bottom hook swivels 360 degrees
- Self-closing top and bottom hooks with heavy-duty hook latch

CONTROLS

- Control Voltage: 110 volts
- Located on one central electrical panel
- Simple to operate plug-in connectors
- VFD: Adjustable, dual-speed, under-the-cover VFD (220 and 440 volt dual speed models)

ERGONOMIC PUSH BUTTON STATION

- Impact-resistant plastic with molded strain relief to prevent damage from pulling on the push button cord
- IP65 dust-tight and watertight

BRAKE

- DC current electromagnetic brake stays engaged until powered (Industry leading 10 year warranty)
- Minimum brake torque of 200% at full load

MOTOR

- Three phase
- Standard Voltage: 220/440/575 volts
- Hertz: 60 hertz
- Class B
- Totally enclosed, fan-cooled (TEFC) squirrel cage

OVERLOAD PROTECTION

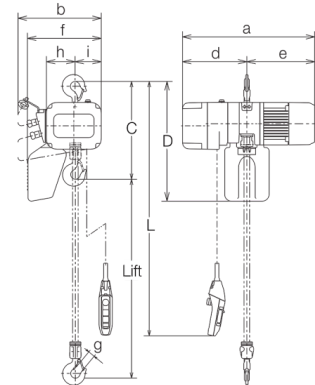
- Friction clutch located in the gearbox between motor and load gear prevents damage to hoist in the event of excessive overloading

OVERTRAVEL PROTECTION

- Limit switch disables controls when load block reaches upper or lower travel limit

OPERATING CONDITIONS

- Recommended for -20° to +40° C and humidity of 85 per cent or lower

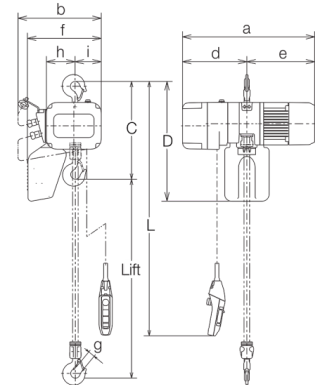


DIMENSIONS

Capacity (tonne)	Model	C	D	a	b	d	e	f	g	h	i
1/2	FER2005L	370	490	513	348	242	271	283	27	113	106
1	FER2010L	430	550	589	376	291	298	335	31	129	118
2	FER2020L	575	630	646	427	308	338	384.5	39	160.5	137.5

SPECIFICATIONS

Capacity (tonne)	Model	Standard Lift (ft)	Speed (ft/min)		Hoist Motor H.P.	Bottom Hook Headroom (in)		Rated Current (amps)			Load Chain Code	Load Chain Falls	Ship Weight (lbs)	Weight per Additional 5ft of Lift (lbs)
			Hoist Lifting	Trolley Traversing		Standard	Stainless Steel	220V	440V	575V				
1/2	FER2005L	10	15	-----	0.75	14.6	17.8	3.4	1.7	1.4	KFER2060	1	73	2.7
1	FER2010L	10	14	-----	1.2	17	21.2	4.8	2.5	1.8	KFER2077	1	106	4.5
2	FER2020L	10	14	-----	2.4	22.6	23.4	8.6	4.2	3.3	KFER2102	1	163	8



DIMENSIONS

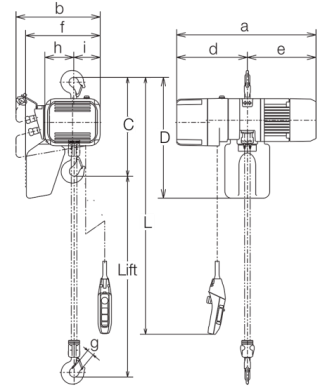
Capacity (tonne)	Model	C	D	a	b	d	e	f	g	h	i
½	FER2005LD	370	490	513	348	242	271	283	27	113	106
1	FER2010LD	430	550	589	376	291	298	335	31	129	118
2	FER2020LD	575	630	646	427	308	338	384.5	39	160.5	137.5

SPECIFICATIONS

Capacity (tonne)	Model	Standard Lift (ft)	Speed (ft/min)		Hoist Motor H.P.	Bottom Hook Headroom (in)		Rated Current (amps)	Load Chain Code	Load Chain Falls	Ship Weight (lbs)	Weight per Additional 5ft of Lift (lbs)
			Hoist Lifting	Trolley Traversing		Standard	Stainless Steel					
½	FER2005LD	10	14/4	-----	0.7/0.2	14.6	17.8	1.4/0.9	KFER2060	1	86	2.7
1	FER2010LD	10	14/4	-----	1.2/0.3	17	21.2	1.7/1.4	KFER2077	1	123	4.5
2	FER2020LD	10	14/4	-----	2.4/0.6	22.6	23.4	3.2/2.0	KFER2102	1	169	8

FER

FOOD GRADE - ADJUSTABLE 2-SPEED (VFD) HOIST - 220V, 440V HOOK MOUNT



DIMENSIONS

Capacity (tonne)	Model	C	D	a	b	d	e	f	g	h	i
½	FER2005IL	370	490	513	348	242	271	283	27	113	106
1	FER2010IL	430	550	589	376	291	298	335	31	129	118
2	FER2020IL	575	630	646	427	308	338	384.5	39	160.5	137.5

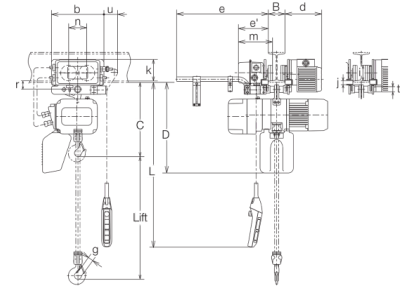
SPECIFICATIONS

Capacity (tonne)	Model	Standard Lift (ft)	Speed (ft/min)		Hoist Motor H.P.	Bottom Hook Headroom (in)		Rated Current (amps)		Load Chain Code	Load Chain Falls	Ship Weight (lbs)	Weight per Additional 5ft of Lift (lbs)
			Hoist Lifting	Trolley Traversing		Standard	Stainless Steel	220V	440V				
½	FER2005IL	10	15/2.5	-----	0.75	14.6	17.8	3.6	1.8	KFER2060	1	70	2.7
1	FER2010IL	10	14/2.5	-----	1.2	17	21.2	5.1	2.7	KFER2077	1	101	4.5
2	FER2020IL	10	14/2.5	-----	2.4	22.6	23.4	9.1	4.5	KFER2102	1	163	8

FER

FOOD GRADE - SINGLE SPEED - 220V, 440V, 575V

SINGLE SPEED MOTORIZED TROLLEY



DIMENSIONS

Capacity (tonne)	Model	C	D	b	d	e	e'	g	i	j	k	m	n	r	t	u
½	FER2M005L	395	510	315	220	515	179	27	95	22	130	205	109	51	31	83
1	FER2M010L	435	550	315	220	515	179	31	95	22	130	205	109	51	31	83
2	FER2M020L	570	630	325	225	520	184	39	110	27	125	212	118	60	36	76

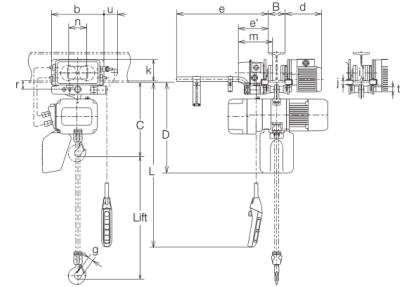
SPECIFICATIONS

Capacity (tonne)	Model	Standard Lift (ft)	Speed (ft/min)		Hoist Motor H.P.	Bottom Hook Headroom (in)		Rated Current (amps)			Load Chain Code	Load Chain Falls	Ship Weight (lbs)	Weight per Additional 5ft of Lift (lbs)
			Hoist Lifting	Trolley Traversing		Standard	Stainless Steel	220V	440V	575V				
½	FER2M005L	10	15	40	0.75	15.6	18.7	6.6	3.3	2.5	KFER2060	1	141	2.7
1	FER2M010L	10	14	40	1.2	17	21.5	8	4.1	2.9	KFER2077	1	172	4.5
2	FER2M020L	10	14	40	2.4	22	23.2	11.8	5.8	4.4	KFER2102	1	246	8

FER

FOOD GRADE - DUAL SPEED HOIST (575V)

SINGLE SPEED MOTORIZED TROLLEY



DIMENSIONS

Capacity (tonne)	Hoist & Trolley Model	C	D	b	d	e	e'	g	i	j	k	m	n	r	t	u
½	FER2M005LD	395	510	315	268	515	179	27	95	22	130	205	109	51	31	83
1	FER2M010LD	435	550	315	268	515	179	31	95	22	130	205	109	51	31	83
2	FER2M020LD	570	630	325	273	520	184	39	110	27	125	212	118	60	36	76

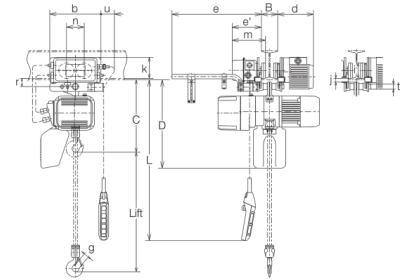
SPECIFICATIONS

Capacity (tonne)	Model	Standard Lift (ft)	Speed (ft/min)		Hoist Motor H.P.	Bottom Hook Headroom (in)		Rated Current (amps)	Load Chain Code	Load Chain Falls	Ship Weight (lbs)	Weight per Additional 5ft of Lift (lbs)
			Hoist Lifting	Trolley Traversing		Standard	Stainless Steel					
½	FER2M005LD	10	14/4	40	0.7/0.2	15.6	18.7	2.5/2.0	KFER2060	1	163	2.7
1	FER2M010LD	10	14/4	40	1.2/0.3	17	21.5	2.8/2.5	KFER2077	1	198	4.5
2	FER2M020LD	10	14/4	40	2.4/0.6	22	23.2	4.3/3.1	KFER2102	1	259	8

FER

FOOD GRADE - ADJUSTABLE 2 SPEED (VFD) - 220V, 440V

SINGLE SPEED MOTORIZED TROLLEY



DIMENSIONS

Capacity (tonne)	Hoist & Trolley Model	C	D	b	d	e	e'	g	i	j	k	m	n	r	t	u
½	FER2M005IL	395	510	315	220	515	179	27	95	22	130	205	109	51	31	83
1	FER2M010IL	435	550	315	220	515	179	31	95	22	130	205	109	51	31	83
2	FER2M020IL	570	630	325	225	520	184	39	110	27	125	212	118	60	36	76

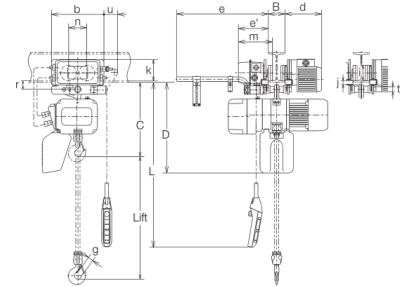
SPECIFICATIONS

Capacity (tonne)	Model	Standard Lift (ft)	Speed (ft/min)		Hoist Motor H.P.	Bottom Hook Headroom (in)		Rated Current (amps)		Load Chain Code	Load Chain Falls	Ship Weight (lbs)	Weight per Additional 5ft of Lift (lbs)
			Hoist Lifting	Trolley Traversing		Standard	Stainless Steel	220V	440V				
½	FER2M005IL	10	15/2.5	40	0.75	15.6	18.7	6.8	3.4	KFER2060	1	143	2.7
1	FER2M010IL	10	14/2.5	40	1.2	17	21.5	8.3	4.3	KFER2077	1	172	4.5
2	FER2M020IL	10	14/2.5	40	2.4	22	23.2	12.3	6.1	KFER2102	1	249	8

FER

FOOD GRADE - DUAL SPEED - 575V

DUAL SPEED MOTORIZED TROLLEY



DIMENSIONS

Capacity (tonne)	Hoist Model	C	D	b	d	e	e'	g	i	j	k	m	n	r	t	u
½	FER2M005LD	395	510	315	268	515	179	27	95	22	130	205	109	51	31	83
1	FER2M010LD	435	550	315	268	515	179	31	95	22	130	205	109	51	31	83
2	FER2M020LD	570	630	325	273	520	184	39	110	27	125	212	118	60	36	76

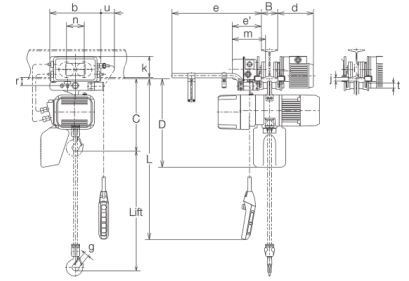
SPECIFICATIONS

Capacity (tonne)	Model	Standard Lift (ft)	Speed (ft/min)		Hoist Motor H.P.	Bottom Hook Headroom (in)		Rated Current (amps)	Load Chain Code	Load Chain Falls	Ship Weight (lbs)	Weight per Additional 5ft of Lift (lbs)
			Hoist Lifting	Trolley Traversing		Standard	Stainless Steel					
½	FER2MD005LD	10	14/4	80/20	0.7/0.2	15.6	18.7	2.5/1.7	KFER2060	1	158	2.7
1	FER2MD010LD	10	14/4	80/20	1.2/0.3	17	21.5	2.8/2.2	KFER2077	1	198	4.5
2	FER2MD020LD	10	14/4	80/20	2.4/0.6	22.4	23.2	4.3/2.8	KFER2102	1	259	8

FER

FOOD GRADE - ADJUSTABLE 2 SPEED (VFD) - 220V, 440V

ADJUSTABLE 2-SPEED MOTORIZED TROLLEY



DIMENSIONS

Capacity (tonne)	Hoist & Trolley Model	C	D	b	d	e	e'	g	i	j	k	m	n	r	t	u
½	FER2MI005IL	395	510	315	220	515	179	27	95	22	130	205	109	51	31	83
1	FER2MI010IL	435	550	315	220	515	179	31	95	22	130	205	109	51	31	83
2	FER2MI020IL	570	630	325	225	520	184	39	110	27	125	212	118	60	36	76

SPECIFICATIONS

Capacity (tonne)	Model	Standard Lift (ft)	Speed (ft/min)		Hoist Motor H.P.	Bottom Hook Headroom (in)		Rated Current (amps)		Load Chain Code	Load Chain Falls	Ship Weight (lbs)	Weight per Additional 5ft of Lift (lbs)
			Hoist Lifting	Trolley Traversing		Standard	Stainless Steel	220V	440V				
½	FER2MI005IL	10	15/2.5	80/13	0.75	15.6	18.7	7	3.5	KFER2060	1	143	2.7
1	FER2MI010IL	10	14/2.5	80/13	1.2	17	21.5	8.5	4.4	KFER2077	1	172	4.5
2	FER2MI020IL	10	14/2.5	80/13	2.4	22	23.2	12.5	6.2	KFER2102	1	249	8